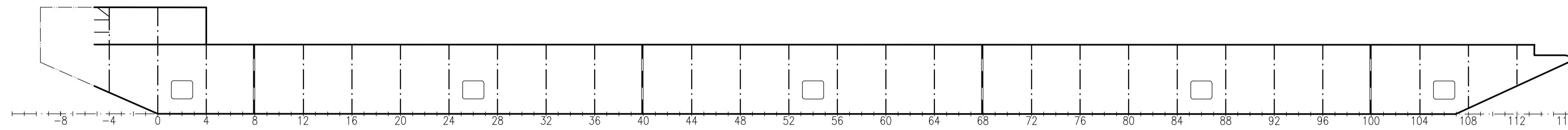
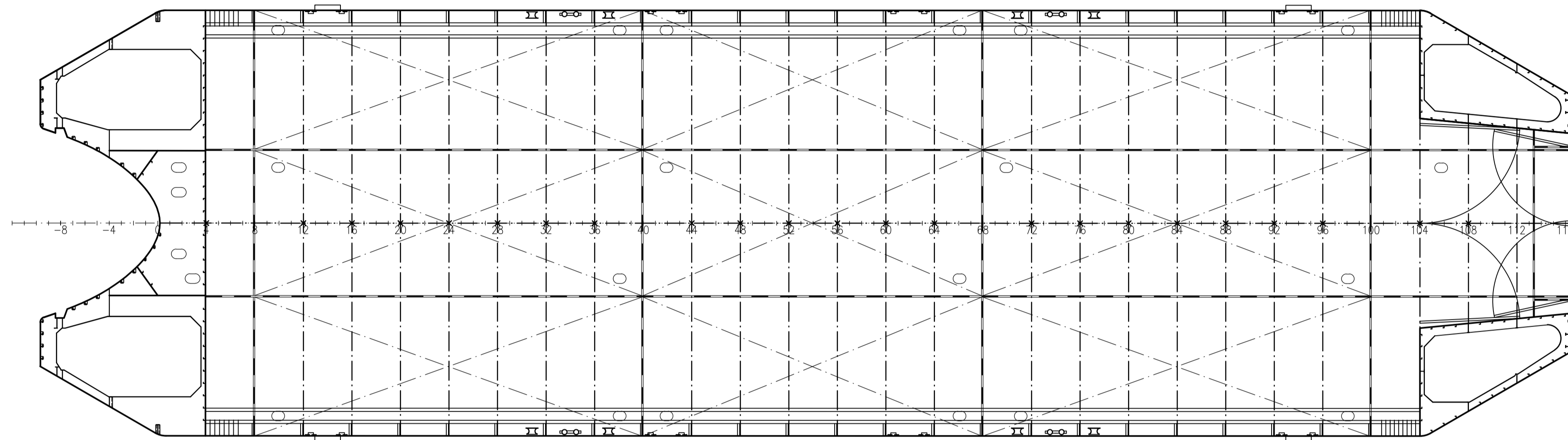


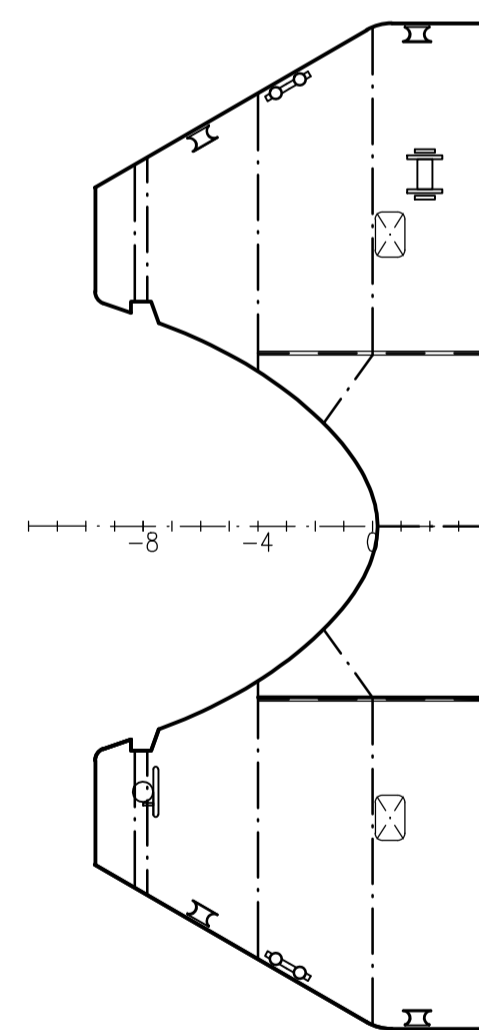
SIDE VIEW



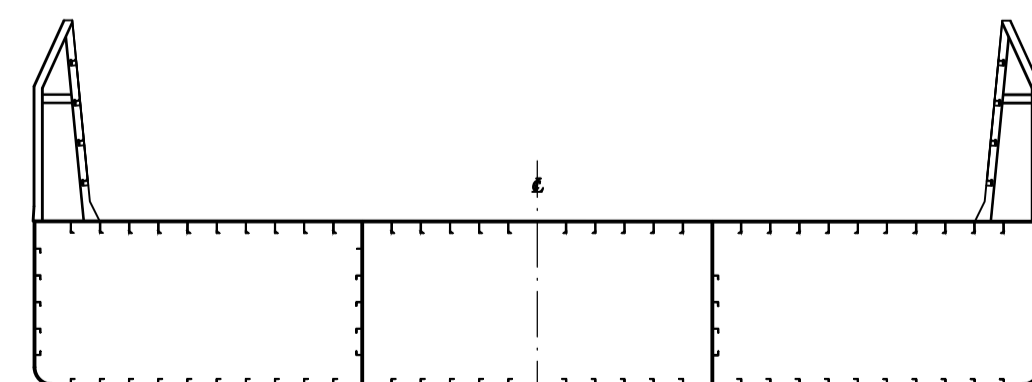
VIEW ON LONGITUDINAL BULKHEAD PORTSIDE



VIEW ON DECK



VIEW ON ELEVATED DECK

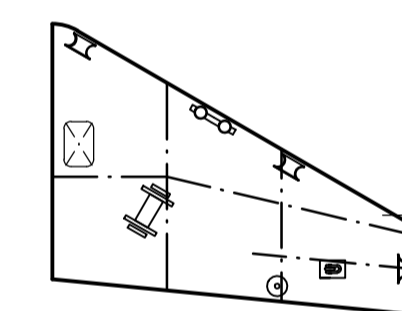


SECTION

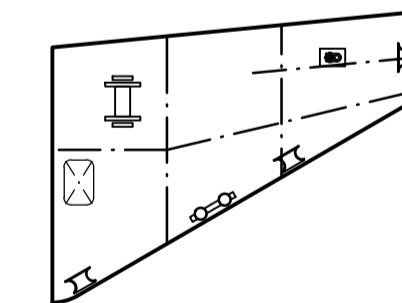
DECK LINE

0,896 m

Summer draught 2,37 m



LIGHT SHIP  
WEIGHT 0.71 MT



LOADING SCALE - VIRKE							
Freeboard in metres	Mean draught Bok	Salt water $\rho=1,025$		Density $\rho=1,020$ $\rho=1,015$ $\rho=1,010$ $\rho=1,005$	Fresh water $\rho=1,000$		Freeboard in metres
		Displacement	Deadweight		Deadweight	Displacement	
0,5	2,8	3750	3000	3000	3750	2,8	0,5
0,6	2,7	3650	2900	2900	3650	2,7	0,6
0,7	2,6	3550	2800	2800	3550	2,6	0,7
0,8	2,5	3450	2700	2700	3450	2,5	0,8
0,9	2,4	3350	2600	2600	3350	2,4	0,9
1,0	2,3	3250	2500	2500	3250	2,3	1,0
1,1	2,2	3150	2400	2400	3150	2,2	1,1
1,2	2,1	3050	2300	2300	3050	2,1	1,2
1,3	2,0	2950	2200	2200	2950	2,0	1,3
1,4	1,9	2850	2100	2100	2850	1,9	1,4
1,5	1,8	2750	2000	2000	2750	1,8	1,5
1,6	1,7	2650	1900	1900	2650	1,7	1,6
1,7	1,6	2550	1800	1800	2550	1,6	1,7
1,8	1,5	2450	1700	1700	2450	1,5	1,8
1,9	1,4	2350	1600	1600	2350	1,4	1,9
2,0	1,3	2250	1500	1500	2250	1,3	2,0
2,1	1,2	2150	1400	1400	2150	1,2	2,1
2,2	1,1	2050	1300	1300	2050	1,1	2,2
2,3	1,0	1950	1200	1200	1950	1,0	2,3
2,4	0,9	1850	1100	1100	1850	0,9	2,4
2,5	0,8	1750	1000	1000	1750	0,8	2,5
2,6	0,7	1650	900	900	1650	0,7	2,6
2,7	0,6	1550	800	800	1550	0,6	2,7
2,8	0,5	1450	700	700	1450	0,5	2,8

PERMISSIBLE LOADS		
LOAD CASE	MAX. PERM. LOAD	DIM. PART
ANYWHERE ON ELEVATED DECK	9.9 TONNES /m2	PLATE
ANYWHERE ON DECK #4-#104 INSIDE LBH 3480 OFF CL.	11.4 TONNES /m2	BUCKLING
ANYWHERE ON DECK #4-#104 OUTSIDE LBH 3480 OFF CL.	12.5 TONNES /m2	LONGITUDINALS
EVEN DISTRIBUTION: TRV. WEB	26.0 TONNES /m.	BUCKLING
EVEN DISTRIBUTION: BHD.	82.1 TONNES /m.	WELD
POINT LOAD: ON DECK BTW #4-#104	9.5 TONNES **	PLATE THICKN.
POINT LOAD: ELEVATED DECK	3.5 TONNES **	PLATE THICKN.
POINT LOAD: ANYWHERE ON WEB	24.6 TONNES **	WELD
POINT LOAD: ANYWHERE ON BULKHEAD	24.6 TONNES **	WELD
POINT LOAD: BULKHEAD/ WEB	39.0 TONNES **	WELD/PL. TH.
POINT LOAD: BULKHEAD/ BULKHEAD	49.3 TONNES **	PLATE THICKN.

\*\* = ASSUMED PRINT: 300x300mm.  
EVERY OTHER LOADCASE  
TO BE CONSIDERED SPECIALLY.

**MAIN DIMENSIONS:**

LENGTH OVER ALL 72,0 m  
BREADTH MOULDED 20,0 m  
DEPTH MOULDED 3,25 m  
DRAUGHT MOULDED 2,37 m  
DEADWEIGHT 2430 tonnes  
CAPACITY 4100 m<sup>3</sup>

**"VIRKE II"**  
ALL TANKS ARE VOIDS AND CANNOT  
BE USED FOR BALLAST

**SANDINGE Bogsgering & Sjötransport**  
SE-453 92 Lysekil  
Sweden  
Tel: +46 (0)523 66 07 45  
Fax: +46 (0)523 66 07 22  
E-mail: info@sandinge.com  
Web: www.sandinge.com

YARD:	DATE:	DATE:	SCALE:
	2014-06-30		1:150
DRWN:	MAK	CHECKED:	
TITLE: VIRKE II GENERAL ARRANGEMENT CAPACITY PLAN			
DWG NO:	14231-3-152-02	SHEET:	NO. OF SHEETS: 4
		ISSUE:	C